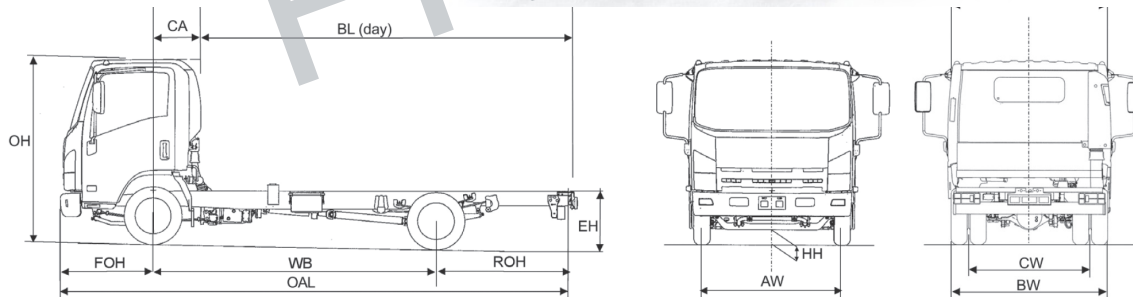




specifications:

Isuzu 'Forward' N75.190(E)

7.5T GVW / EURO VI-E (Easyshift transmission) 4x2 rigid



Pictures shown are for illustration purposes only.

| Axle weights (kg) | | | | | |
|---|----------------|-------|-------|-------|-------|
| UK standard vehicle plated weights (kg) | GWV | 7500 | 7500 | 7500 | 7500 |
| | GTW (Standard) | 8250 | 8250 | 8250 | 8250 |
| | GTW (Optional) | 11000 | 11000 | 11000 | 11000 |
| UK Axle design weights (kg) | Front | 3100 | 3100 | 3100 | 3100 |
| | Rear | 5800 | 5800 | 5800 | 5800 |

| Weights (kg) PROVISIONAL | | | | | |
|-------------------------------------|-------|------|-------------|-------------|-------------|
| Cab type | | day | day | day | day |
| Wheelbase | WB | 2765 | 3365 | 3815 | 4475 |
| Vehicle Mass Unladen | Front | | 1832 | 1870 | 1918 |
| | Rear | | 1030 | 1024 | 1006 |
| Total | | | 2862 | 2894 | 2924 |
| GVW | | 7500 | 7500 | 7500 | 7500 |
| Body & Payload Allowance | | | 4638 | 4606 | 4576 |
| Max. Permissible Trailer Weight | | 3500 | 3500 | 3500 | 3500 |

| Dimensions (mm) PROVISIONAL | | | | | |
|--------------------------------|-----|------|-------|-------|------|
| Overall Length | OAL | 5440 | 6040 | 6690 | 7870 |
| Overhang - Front | FOH | 1110 | 1110 | 1110 | 1110 |
| Overhang - Rear | ROH | 1560 | 1560 | 1760 | 2280 |
| Cab Gap | CB | 170 | 170 | 170 | 170 |
| C/L Front Axle to Rear of Cab | CA | 550 | 550 | 550 | 550 |
| Recommended Body Length | BL | | 4267 | 4876 | 6096 |
| Chassis Frame Width | | 850 | 850 | 850 | 850 |
| Recommended Body Width | | | 2345 | 2345 | 2500 |
| Recommended Maximum Body Width | | | 2500* | 2500* | 2500 |
| Cab Width | OW | 2040 | 2040 | 2040 | 2040 |
| Overall Height (Unladen) | OH | | 2265 | 2265 | 2265 |
| Chassis Height (Unladen) | EH | | 830 | 830 | 840 |
| Minimum Road Clearance | HH | 190 | 190 | 190 | 190 |
| Track - Front | AW | 1680 | 1680 | 1680 | 1680 |
| Track - Rear | CW | 1650 | 1650 | 1650 | 1650 |
| Rear Axle Width | BW | 2129 | 2129 | 2129 | 2129 |

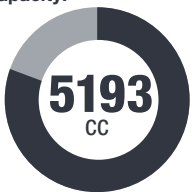
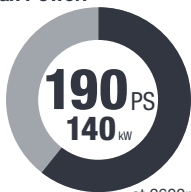
*Wide mirror arms apply at extra cost.

1. Unladen weights excludes driver, fuel and AdBlue®. Includes spare wheel + carrier. (Tolerance +/- 3%). 2. Body lengths are given as a guide only. Bodybuilders are responsible for ensuring all legal requirements are met. 3. Maximum body lengths are calculated to remain within the overhang ratio of 60% of the wheel base. Cab gaps may vary. 4. Isuzu Truck (UK) Ltd. shall have no liability whatsoever should the information supplied have incorrect data, descriptions or illustrations.

N75.190(E) Mechanical Specification (standard equipment)

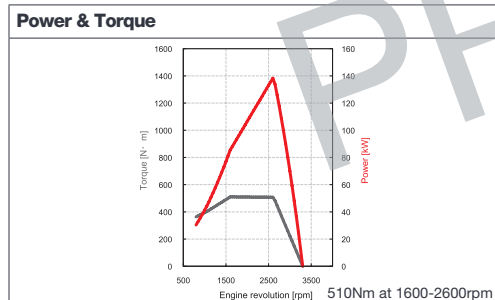
EURO VI-E

POWER & TORQUE CHASSIS DETAILS

| | |
|---|---|
| Engine | |
| Make & model: | 4HK1E6-E Isuzu turbo intercooled OHC 4 cylinder diesel with DPD & SCR. |
| Bore x stroke: | 115 x 125mm |
| Capacity: | Max Power: |
|  |  |

| | |
|--------------------------|---|
| Transmission | |
| Make & model: | Isuzu electro hydraulic controlled 6 speed synchromesh MZZ6F with fully automated and sequential shift modes. |
| Ratios: | 1st - 6.369; 2nd - 3.767; 3rd - 1.966; 4th - 1.355; 5th - 1.000; 6th - 0.782; Reverse - 6.369 |
| Rear Axle Ratio: | 4.10:1 |

| | |
|---------------|--|
| Clutch | |
| Type: | Fluid hydrokinetic coupling with lock-up clutch. |



| | |
|-------------------|--|
| Electrical | |
| Type: | 2x12V, 670CCA, 110Ah batteries (24V) with 90A alternator. (SWB: 600CCA, 65Ah, 90A) |



| | |
|---------------------|-----------------------|
| Tyres/Wheels | |
| Tyres: | 215/75 R17.5 radial. |
| Wheels: | 6.00J x 17.5, 6-stud. |
| Spare: | 1 x wheel and tyre. |

| | |
|--------------|--|
| Frame | |
| Type: | Parallel ladder type channel section straight side rails, rivet less upper flange. |

| | |
|---------------|-------------------------|
| Axles | |
| Front: | Reverse Elliott I-Beam. |
| Rear: | Banjo fully floating. |

| | |
|-------------------|---|
| Suspension | |
| Front: | Parabolic alloy steel springs with hydraulic shock absorbers and anti roll bar. |
| Rear: | Semi-elliptical alloy steel springs with hydraulic shock absorbers and anti roll bar. |

| | |
|----------------|---|
| Brakes | |
| System: | Vacuum servo assisted hydraulic dual line with ABS, EBD, EVSC and ASR. Exhaust brake. Advanced Emergency Braking System (AEBS) for pedestrians. |
| Front: | 310mm ventilated discs with asbestos free pads. |
| Rear: | 310mm ventilated discs with asbestos free pads. |
| Park: | Mechanical drum brake rear of transmission. |

| | |
|------------------|--|
| Fuel Tank | |
| Capacity: |  |
| AdBlue®: |  |

CAB FEATURES

| | |
|---------------------|---|
| Cab Exterior | |
| Type: | Hexapod, white all-steel with roof outline markers. |

| | |
|------------------|--|
| Features: | Manual tilt to 45 deg. Tinted windscreen. Chrome radiator grille. Plastic resin non-slip entry steps. 90 deg. opening doors. Zinc galvanised frame structure. Steel reinforced composite front bumper with fog and daytime running lamps. Two halogen head lamps with indicators. Front mudguards with spray suppression. Aluminium rear under run bar protection (R58.03) |
|------------------|--|

| | |
|---------------------|--|
| Cab Interior | |
| Features: | Flame-resistant interior trim. Vinyl floor matting. Pillar mounted entrance grab handles both sides. Driver & passenger SRS airbags. |

| | |
|----------------------|---|
| Seats (cloth) | |
| Features: | Driver's fully adjustable suspension seat with head restraint. Dual split passenger seat, folding back centre with tray. Driver and outer passenger retractable diagonal seat belts with pre-tensioner. Centre seat lap belt. Upholstery shade upgrade. |

| | |
|------------------|---|
| Vision | |
| Features: | Large foldable, heated mirrors. Interior rear view mirror on collapsible mounting. Driver and passenger sun visors. Deep cut side windows to reduce blind spots. Electric windows with driver control and lock. |

| | |
|------------------|---|
| Steering | |
| Features: | Recirculating ball type with full integral hydraulic power assistance. Tilt and telescopic steering column. |

| | |
|--------------------|--|
| Instruments | |
| Features: | Speedometer with odometer & trip. Rev counter. Fuel gauge. Engine coolant temperature. Multi-information display provides information on servicing, emissions and fuel economy. Digital Tachograph 4.0 Stoneridge. |

| | |
|----------------------------------|---|
| Switches & Electrical | |
| Features: | Combination stalk incorporating headlamps, indicators, fog lamps, washers and wipers, and exhaust brake. Auto lights. Cruise control. Steering wheel horn. Engine idle control. Headlamp levelling. Engine quick warm up. Cigarette lighter. Reverse warning. DPD. EVSC, ASR and LDWS control. Electronic vehicle speed limiter set at 56 mph (90 kph). First gear start. Economy mode. Hazard warning lights. Kenwood DAB radio with Bluetooth (Sat Nav option available). |

| | |
|--------------------------------|---|
| Warning/Indicator Lamps | |
| Features: | Battery charge. Oil pressure. Low fuel. Glow plug operation. High beam and indicators. Park brake warning. Fuel/water separator. Check engine. DPD operation. Engine overheat. AdBlue® level. EVSC, LDWS, ABS. Exhaust brake operation. Front and rear fog lights. Seat belt warning and reminder. Brake fluid level. SRS air bag. Brake vacuum loss. Gear position indicator. Cab tilt lock warning. Airbag pictogram. AEBS warning. |

| | |
|------------------|--|
| Tool Kit | |
| Features: | Jack with a small selection of hand tools. |

SAFETY & SECURITY

| | |
|--|---|
| R29 cab strength: | Complies with ECE-R29 cab strength standard. |
| Central locking: | Central locking with remote keyless entry and immobiliser. |
| Lane departure warning system: | Stereo camera monitor, alerts driver with a warning buzzer and LCD monitor. |
| Advanced Emergency Braking System (AEBS): | Utilizes stereo camera system to reduce collision damage. |

WARRANTY

All chassis cabs come with a 3 year unlimited mileage warranty and roadside assistance as standard. Terms and conditions apply.

Isuzu-backed Repair and Maintenance contracts available upon request.

For further information please contact your local dealer or phone us direct:

01707 282930 | www.isuzutruck.co.uk

