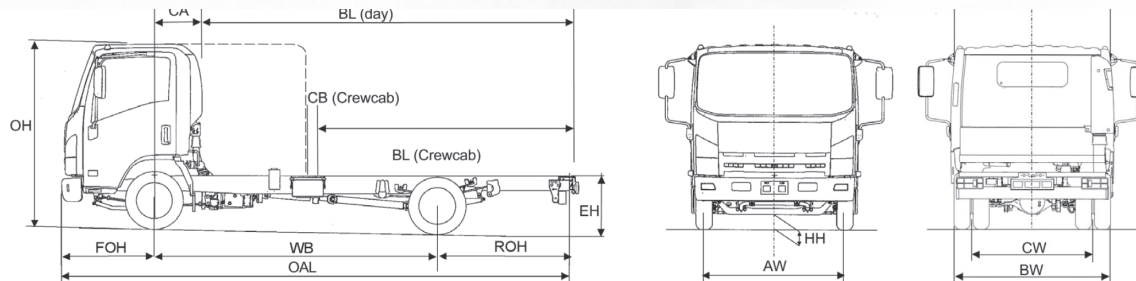




specifications:

Isuzu 'Forward' N75.190(E) Crewcab

7.5T GVW / EURO VI-E (Easyshift transmission) 4x2 rigid



Pictures shown are for illustration purposes only.

Axle weights (kg)		
UK standard vehicle plated weights (kg)	GVW	7500
	GTW (Standard)	8250
	GTW (Optional)	11000
UK Axle design weights (kg)	Front	3100
	Rear	5800

Weights (kg) PROVISIONAL		
Cab type		crewcab
Wheelbase	WB	4475
Vehicle Mass Unladen	Front	2115
	Rear	1105
Total		3220
GVW		7500
Body & Payload Allowance		4280
Max. Permissible Trailer Weight		3500

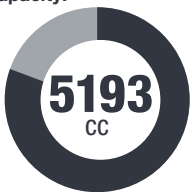
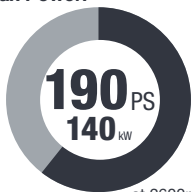
Dimensions (mm)		
Overall Length	OAL	7870
Overhang - Front	FOH	1110
Overhang - Rear	ROH	2280
Cab Gap	CB	71
C/L Front Axle to Rear of Cab	CA	1564
Recommended Body Length	BL	5029
Chassis Frame Width		850
Recommended Body Width		2500
Recommended Maximum Body Width		2500
Cab Width	OW	2040
Overall Height (Unladen)	OH	2260
Chassis Height (Unladen)	EH	840
Minimum Road Clearance	HH	190
Track - Front	AW	1680
Track - Rear	CW	1650
Rear Axle Width	BW	2129

1. Unladen weights excludes driver, fuel and AdBlue®. Includes spare wheel + carrier. (Tolerance +/- 3%). 2. Body lengths are given as a guide only. Bodybuilders are responsible for ensuring all legal requirements are met. 3. Maximum body lengths are calculated to remain within the overhang ratio of 60% of the wheel base. Cab gaps may vary. 4. Isuzu Truck (UK) Ltd. shall have no liability whatsoever should the information supplied have incorrect data, descriptions or illustrations.

N75.190(E) Crewcab Mechanical Specification (standard equipment)

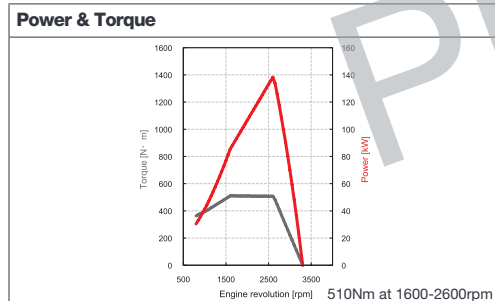
EURO VI-E

POWER & TORQUE CHASSIS DETAILS

Engine	
Make & model:	4HK1E6-E Isuzu turbo intercooled OHC 4 cylinder diesel with DPD & SCR.
Bore x stroke:	115 x 125mm
Capacity:	Max Power:
	

Transmission	
Make & model:	Isuzu electro hydraulic controlled 6 speed synchromesh MZZ6F with fully automated and sequential shift modes.
Ratios:	1st - 6.369; 2nd - 3.767; 3rd - 1.966; 4th - 1.355; 5th - 1.000; 6th - 0.782; Reverse - 6.369
Rear Axle Ratio:	4.10:1

Clutch	
Type:	Fluid hydrokinetic coupling with lock-up clutch.



Electrical	
Type:	2x12V, 670CCA, 110Ah batteries (24V) with 90A alternator.



Tyres/Wheels	
Tyres:	215/75 R17.5 radial.
Wheels:	6.00J x 17.5, 6-stud.
Spare:	1 x wheel and tyre.

Frame	
Type:	Parallel ladder type channel section straight side rails, rivet less upper flange.

Axles	
Front:	Reverse Elliott I-Beam.
Rear:	Banjo fully floating.

Suspension	
Front:	Parabolic alloy steel springs with hydraulic shock absorbers and anti roll bar.
Rear:	Semi-elliptical alloy steel springs with hydraulic shock absorbers and anti roll bar.

Brakes	
System:	Vacuum servo assisted hydraulic dual line with ABS, EBD, EVSC and ASR. Exhaust brake. Advanced Emergency Braking System (AEBS) for pedestrians.
Front:	310mm ventilated discs with asbestos free pads.
Rear:	310mm ventilated discs with asbestos free pads.
Park:	Mechanical drum brake rear of transmission.

Fuel Tank	
Capacity:	AdBlue®:
	

CAB FEATURES

Cab Exterior	
Type:	Hexapod, white all-steel crewcab with roof outline markers and floor access hatches.

Features:	Semi-fixed cab. Tinted windscreen. Chrome radiator grille. Plastic resin non-slip entry steps. 90 deg. opening front doors. Two rear opening doors with fixed steel entrance steps. Zinc galvanised frame structure. Steel reinforced composite front bumper with fog and daytime running lamps. Two halogen head lamps with indicators. Front mudguards with spray suppression. Aluminium rear under run bar protection (R58.03)
------------------	---

Cab Interior	
Features:	Flame-resistant interior trim. Vinyl floor matting. Front and rear pillar mounted entrance grab handles (driver and passenger). Driver & passenger SRS airbags.

Seats (cloth)	
Features:	Driver's fully adjustable seat with head restraint. Dual split passenger seat, folding back centre with tray. Front cab: driver and outer passenger retractable diagonal seat belts with pre-tensioner. Centre seat lap belt. Rear cab: bench seat for four passengers. Two retractable diagonal outer seat belts; two centre seat lap belts. Upholstery shade upgrade.

Vision	
Features:	Large foldable, heated mirrors. Interior rear view mirror on collapsible mounting. Driver and passenger sun visors. Deep cut side windows to reduce blind spots. Electric windows front and rear with driver control and lock.

Steering	
Features:	Recirculating ball type with full integral hydraulic power assistance. Tilt and telescopic steering column.

Instruments	
Features:	Speedometer with odometer & trip. Rev counter. Fuel gauge. Engine coolant temperature. Multi-information display provides information on servicing, emissions and fuel economy. Digital Tachograph 4.0 Stoneridge.

Switches & Electrical	
Features:	Cruise Control. Combination stalk incorporating headlamps, indicators, fog lamps, washers and wipers, and exhaust brake. Auto lights. Steering wheel horn. Engine idle control. Headlamp levelling. Engine quick warm up. Cigarette lighter. Reverse warning. DPD. EVSC, ASR and LDWS control. Electronic vehicle speed limiter set at 56 mph (90 kph). Hazard warning lights. Interior lamp front and rear. Kenwood DAB radio with Bluetooth (Sat Nav option available).

Warning/Indicator Lamps	
Features:	Battery charge. Oil pressure. Low fuel. Glow plug operation. High beam and indicators. Park brake warning. Fuel/water separator. Check engine. DPD operation. Engine overheat. AdBlue® level. EVSC, LDWS, ABS. Exhaust brake operation. Front and rear fog lights. Seat belt warning and reminder. Brake fluid level. SRS air bag. Brake vacuum loss. Cab tilt lock warning. Airbag pictogram. AEBS warning.

Tool Kit	
Features:	Jack with a small selection of hand tools.

SAFETY & SECURITY

R29 cab strength:	Complies with ECE-R29 cab strength standard.
Central locking:	Central locking with remote keyless entry and immobiliser.
Lane departure warning system:	Stereo camera monitor, alerts driver with a warning buzzer and LCD monitor.
Advanced Emergency Braking System (AEBS):	Utilizes stereo camera system to reduce collision damage.

WARRANTY

All chassis cabs come with a 3 year unlimited mileage warranty and roadside assistance as standard. Terms and conditions apply.

Isuzu-backed Repair and Maintenance contracts available upon request.

For further information please contact your local dealer or phone us direct:

01707 282930 | www.isuzutruck.co.uk

