



**specifications:**

# Isuzu 'Grafter' N35.125(T) Utilitruck

3.5T GVW / EURO 6d (WLTP) 4x2 rigid twin rear wheels

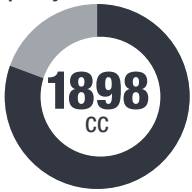
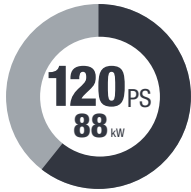


Axle weights (kg)			
<b>UK maximum Vehicle Weights (kg)</b>	GVW	<b>3500</b>	
	GTW*	<b>7000</b>	
<b>UK Axle design weights (kg)</b>	Front	<b>2100</b>	
	Rear	<b>2435</b>	
Weights (kg) PROVISIONAL			
Cab type		day	
Wheelbase	WB	3360	
Vehicle Mass Unladen	Front	1484	
	Rear	1016	
<b>Total</b>		<b>2500</b>	
GVW		3500	
<b>Payload Allowance</b>		<b>1000</b>	
Max. Permissible Trailer Weight*		3500	
Dimensions (mm) PROVISIONAL			
Body Length		External Body Length	3350
		Internal Body Length	3250
Body Width	OVW	External Body Width	1950
		Internal Body Width	1850
Full size toolpod with galvanised steel end frames		Toolpod Height	1460
Includes aluminium roller shutter with hasp & staple		Toolpod Length	2000
Internal single width shelf at half height		Toolpod Depth	800
Features			
Fully galvanised steel sub frames	Fully galvanised steel tipping gear		
Multistage direct lift under floor ram	Wander lead control complete with 'Body Up' warning light		
Dual tone audible warning buzzer	Electro hydraulic power pack with thermoplastic oil reservoir		
Hose burst safety valve	Rubber moulded body rests		
Heavy duty galvanised gantry with lower alloy infill and upper 'Isuzu' pressed infill	18mm alloy 'Tippadeck' heavy duty interlocking floor system		
Single 400mm high alloy mill finish drop side boards c/w recessed spring catches	400mm high alloy mill finish tailboard with 2-way hinge assembly and rubber stops		
Fully galvanised heavy duty removable corner posts	Heavy duty under floor tie points either side		
Half round thermoplastic mud wings	Integral body prop		
Safety decals and colour instruction manual	Front and rear marker lights		
Towbar with pin/ball hitch and seven pin electrics	400mm LED beacon bar on Toolpod		

**\*Tachograph regulations may apply**

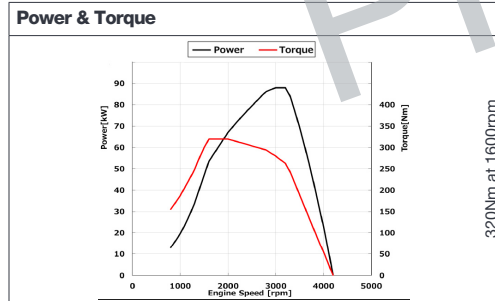
1. Unladen weights excludes driver, fuel and AdBlue®. Includes spare wheel + carrier. (Tolerance +/- 3%). Spare wheel and carrier 38kg. 2. The bodybuilder has ensured all legal requirements have been met. 3. Isuzu Truck (UK) Ltd. shall have no liability whatsoever should the information supplied have incorrect data, descriptions or illustrations.

## POWER & TORQUE CHASSIS DETAILS

<b>Engine</b>	
<b>Make &amp; model:</b>	RZ4E Isuzu turbo intercooled DOHC 4 cylinder diesel. Lean NOx trap. DPD & SCR.
<b>Bore x stroke:</b>	80 x 94.4mm
<b>Capacity:</b>	<b>Max Power:</b>
	
at 3200rpm	

<b>Transmission</b>	
<b>Make &amp; model:</b>	Isuzu 6 speed manual synchromesh MVC6W overdrive.
<b>Ratios:</b>	1st - 4.942; 2nd - 2.686; 3rd - 1.527; 4th - 1.000; 5th - 0.796; 6th - 0.634; Reverse - 4.597
<b>Rear Axle Ratio:</b>	4.777:1

<b>Clutch</b>	
<b>Type:</b>	275mm diaphragm type with hydraulic actuation.



<b>Electrical</b>	
<b>Type:</b>	1 x 12V 595CCA 65Ah battery with 12V/150A alternator.



<b>Tyres/Wheels</b>	
<b>Tyres:</b>	205/75 R16 radial.
<b>Wheels:</b>	5.50J x 16, 5-stud.
<b>Spare:</b>	1 x wheel and tyre.

<b>Frame</b>	
<b>Type:</b>	Parallel ladder type channel section straight side rails, riveted upper flange.

<b>Axles</b>	
<b>Front:</b>	Independent type.
<b>Rear:</b>	Banjo fully floating.

<b>Suspension</b>	
<b>Front:</b>	Double wishbone and transverse parallel leaf suspension with hydraulic shock absorbers.
<b>Rear:</b>	Semi-elliptical steel suspension with hydraulic shock absorbers.

<b>Brakes</b>	
<b>System:</b>	Vacuum servo assisted hydraulic dual line with ABS, EBD (electronic brake distribution), EVSC (electronic vehicle stability control), ASR (anti slip regulation).
<b>Front:</b>	293mm ventilated discs with asbestos free pads.
<b>Rear:</b>	275mm ventilated discs with asbestos free pads.
<b>Park:</b>	Mechanical drum brake rear of transmission.

<b>Fuel Tank</b>	
<b>Capacity:</b>	<b>AdBlue®:</b>
 <b>68</b> LITRES	 <b>10</b> LITRES

## CAB FEATURES

<b>Cab Exterior</b>	
<b>Type:</b>	Hexapod, white (standard) or metallic grey (option), all-steel.
<b>Features:</b>	Manual tilt to 45 deg. Tinted windscreen. Chrome radiator grille. Plastic resin non-slip entry steps. 90 deg. opening doors. Zinc galvanised frame structure. Steel reinforced composite front bumper with fog and daytime running lamps. Two halogen head lamps with indicators. Front mudguards with spray suppression. Keyless door entry and immobiliser. Rear under run bar protection (R58.03)

<b>Cab Interior</b>	
<b>Features:</b>	Flame-resistant interior trim. Vinyl floor matting. Pillar mounted entrance grab handles both sides. Driver & passenger SRS airbags.

<b>Seats (cloth)</b>	
<b>Features:</b>	Driver's fully adjustable suspension seat with head restraint. Dual passenger seat with folding back. Driver and outer passenger retractable diagonal seat belts with pre-tensioner. Centre seat lap belt. Upholstery shade upgrade.

<b>Vision</b>	
<b>Features:</b>	Large foldable mirrors. Interior rear view mirror on collapsible mounting. Driver and passenger sun visors. Deep cut side windows to reduce blind spots. Electric windows with driver control and lock.

<b>Steering</b>	
<b>Features:</b>	Rack and pinion with full integral hydraulic power assistance. Tilt and telescopic steering column.

<b>Instruments</b>	
<b>Features:</b>	Speedometer with odometer & trip. Rev counter. Fuel gauge. Engine coolant temperature. Multi-information display provides information on servicing, emissions and fuel economy. AdBlue® level. DPD operation. Calendar. Clock.

<b>Switches &amp; Electrical</b>	
<b>Features:</b>	Combination stalk incorporating headlamps, indicators, fog lamp, washers and wipers. Auto lights. Steering wheel horn. Headlamp levelling. Engine quick warm-up. Central locking. Cigarette lighter. DPD, EVSC and ASR control. Hazard warning lights. DAB radio with Bluetooth® (Sat Nav option available).

<b>Warning/Indicator Lamps</b>	
<b>Features:</b>	Battery charge. Oil pressure. Low fuel. Glow plug operation. High beam and indicators. Park brake warning. Fuel/water separator. Check engine. Engine over heat. EVSC. ABS. Front and rear fog lights. Seat belt warning and reminder. Brake fluid level. SRS air bag. Brake vacuum loss. Cab tilt lock warning. Airbag pictogram.

<b>Tool Kit</b>	
<b>Features:</b>	Jack with a small selection of hand tools.

## SAFETY & SECURITY

<b>R29 cab strength:</b>	Complies with ECE-R29 cab strength standard.
<b>Central locking:</b>	Central locking with remote keyless entry and immobiliser.
<b>Rear bumper:</b>	Integral towbar and rear under run bar.
<b>Seat belts:</b>	Red diagonal and lap belts.

## WARRANTY

All chassis cabs come with a three-year unlimited mileage warranty and roadside assistance as standard. Utilitruck bodies come with a three-year unlimited mileage warranty on bodywork components, twelve-months unlimited mileage warranty on all paintwork, from the date of the vehicle first registration. Terms and conditions apply.

Isuzu-backed Repair and Maintenance contracts available upon request.

For further information please contact your local dealer or phone us direct:



**01707 282930 | www.isuzutruck.co.uk**